



# KITCHEN SWOP



KITCHEN  
SWOP

## LOGLINE:

Two hobby cooks **SWOP KITCHENS** and **MENUS**, and then attempt to cook each other's signature 3-course meal for a celebrity chef and each other.

---

Not only must they deal with the unfamiliarity of someone else's kitchen they will also be given culinary curveballs and challenges.

## KITCHEN SWOP

Two cooks take turns to host a dinner party in their home (or restaurant) with a twist:

The guest-cook will have to prepare the host-cook's 3-course menu from scratch – in the host's kitchen.

---

But before they swop kitchens, the host-cook first shows the Chef and the viewer how they prepare their menu. (this happens during the day)

The competition is not only whether the guest-cook can replicate the host-cook's dish as they would have cooked it, but rather how the guest transforms it – good and bad!



KITCHEN  
SWOP

KITCHEN  
SWOP

## KITCHEN SWOP

On the night, the celeb chef will dish out culinary curveballs and challenges.

Each course is then rated out of 5-stars by the celebrity chef and host-cook.

The cook who receives the highest combined star rating over 3-courses will win the coveted **Kitchen Swop Golden Apron** . . . and few stars of their own.

---

*\* The host cook is not rated / scored on their day-time prep. The day-time prep is for the Chef and viewer to establish how the menu is intended to be cooked.*



KITCHEN  
SWOP

## LOOK & FEEL

### Narrative

Structured reality. Reality sync (actuality) will drive the narrative, with additional sit-down interviews & voice over offering extra insights and humorous anecdotes.

In the style of cooking shows like *Dinner Date* & *Come Dine With Me*, **Kitchen Swop** will have the feeling of being a seamless dinner party. Behind the scenes it is highly produced and choreographed, and tightly edited into a flowing episode.

The host-cook and celeb-chef will be able to watch the kitchen prep from the dining room via a live-feed, offering quirky sound bytes in real time as things go right and wrong.

At no stage does the celeb-chef present the show to camera. They drive the show through authentic actuality, with the voice-over setting up key format points and adding punctuation.

## LOOK & FEEL

### Tone

The tone of KS is feel-good and positive. The reality and emotion are real. The role of the celeb chef is to guide, motivate and inspire not only the guest cooks, but also the viewer, who invests their time watching the show. A guiding principle is that every culinary mistake can be fixed.

The music is upbeat and quirky. Tension & jeopardy do not need to be created artificially. Instead, the lack of music will emphasize any tension that exists.

The challenges and curveballs are not intended to be sabotage. They are part of the competition. The delivery and selection mechanism that the Celeb Chef uses for each challenge will be done in a light-hearted manner. No doom and gloom, although the jeopardy and difficulty factor will be self-apparent.

The scoring will always be fair, and any strategic scoring will be avoided. Culinary sportsmanship is the order of the day.



KITCHEN  
SWOP

## LOOK & FEEL

### The Role of the Chef

The celebrity chef cast for **Kitchen Swop** plays the role of judge, mentor, confidant and entertainer. No small challenge.

Although they do not cook, they lend their personality and experience to the hobby cooks.

They actively observe the host cook's menus being prepared during the day. They make real time commentary, and impart interesting cooking tips, both for the viewer and the cook's pleasure.

The Chef steers the show using the various set-pieces, driving the show and jeopardy.

Challenges, tasting, and rating are all in a day's work.

## LOOK & FEEL

### Camera & Lighting

#### Actuality:

The camera is handheld, with the contributors interacting with each other and a faceless producer off camera. The occasional breaking the fourth wall will not be frowned upon!

Each dinner party will be filmed with 2 cameras. One in the kitchen, and one filming the host-cook and celeb chefs dining room reactions. The host-cook and celeb-chef will be able to watch the kitchen prep from the dining room through a live-feed, offering extra commentary in real time as things go right and wrong.

The option of using a wide shot Go-Pro in the kitchen, with crew in shot, will add a nice aesthetic to edit.

---

The lighting rig is simple. We will enhance the kitchen with a soft light (4-bar Kino) and panels, but mostly make use of natural lighting where possible to create realism.

## LOOK & FEEL

### Camera & Lighting

#### Interviews:

Interviews are static and use classic framing. They will be conducted in various corners of the host's house for voyeuristic appeal.

---

Eye-line is off-camera, with a basic 2-point lighting setup (Off-key + fill) creating an evening mood.

The background is darkened, with personal possessions and props belonging to the host highlighted with pepper spots. These convey character & personality quirks of the host.

## LOOK & FEEL

### Dining Room & Live-Feed

The dining room camera is a locked-off interview 2-shot of the celeb-chef and host watching the live feed, and during eating, it serves as a safety wide.

Lighting is limited to a pancake or Chimera scrim above the table. The idea is to enhance natural light and keep the environment true to life.

The eating and judging will be filmed handheld. Camera will follow the conversation loosely, with additional reactions and cut-aways being inserted in edit.

---

### Menu-Reveal & Profiles:

A shoot day is split between 1-crew filming the host-cooks profile & prep with the celeb, and a 2<sup>nd</sup> crew filming the menu reveal & profile with the guest-cook.

The menu reveals & profiles will be conducted in their homes, giving us a glimpse into their lives.



KITCHEN  
SWOP

## LOOK & FEEL

### Voice-Over

Voice over will play a secondary role to the Celebrity Chefs real time commentary and diary cam interviews.

VO is conversational without being the star of the show.

VO will be used to give additional information to the viewer about menu preparation, the scoreboard graphic and menu boards, as well as explain challenges when needed.










KITCHEN  
SWOP

## CHALLENGES & DELIVERY MECHANICS

They will test the creativity, ingenuity, and improvisational ability of our self-proclaimed cooks. Kitchen Swap is not about replicating the hosts menu, but rather recreating it.

### Challenge examples

-  Incorporate at least 2 ingredients from the mystery box of ingredients into the recipe. Art directed mystery box is pre-placed
-  No use of mechanical machines.
-  Recipe Redaction: Key steps of the recipe are hidden!
-  Recruit the services of the host-cook for 10-minutes.
-  Substitute the hero ingredient of the recipe with another ingredient (we specify this)
-  Cook this course ala-Vegan! (Substitute vegan ingredients are in the fridge)
-  Amuse Bouche: Serve the meal on a spoon!

## CHALLENGES & DELIVERY MECHANICS

### Delivery-mechanic: **Restaurant Ticket Slips**

The guest cook will have 5-minutes to read the host-cook's recipe and inspect the ingredients.

Mis-en-place is done before hand.

The celeb chef will head into the kitchen and read out loud 3 pre-selected Challenges printed on **restaurant ticket slips**.

Chef then shuffles the ticket slips & sticks them backward facing on a holder. The guest-cook will then randomly choose their own challenge.

This distances the celeb chef from appearing spiteful.

## CHALLENGES & DELIVERY MECHANICS

### No Countdown Clock

**Kitchen Swap** will not rely on the ticking clock for Jeopardy. The menus and recipes will be curated so that they can reasonably be prepared within 1-hour or less.

The guest-cooks will be given ample time to prepare and plate their dishes.

We can place certain constraints, to prevent excessive delays. Limit the ingredients, no re-dos, if you burn it, you serve it etc.

The casting process, as well as explaining the rules prior to shooting will manage time expectations.



KITCHEN  
SWOP

## SCORING & STAR RATING

The chef and host-cook will each rate every course out of 5 stars. (10 stars per course)



The guest-cook with the highest combined star rating out of 30 wins the coveted **Kitchen Swap Golden Apron**, and their own star!

The rating (scoring) will take place in the diary-cam interviews, with the celeb-chef and host-cook holding up a rectangle chopping board with gold stars stuck to it.

*\* The host cook is not rated on their day-time prep. The day-time prep is for the Chef and viewer to establish how the menu is intended to be cooked.*

## GFX SCOREBOARD

After each course, the STARS will animate on, and the running total of the guest cook updated. VO will complement the GFX.



*“ . . . Starters failed to hit the spot. Celeb chef rated the meal a solid 3 while the host cook’s 2-stars was due to soggy bottoms. The only way is up with a combined rating of 5 stars.”*



KITCHEN  
SWOP

## SCORING

### Strategic Scoring & defined metrics

The host-cook will most likely score more critically, comparing how they would have cooked the meal, whereas the celeb chef will be objective, and score with a hint of humour.

Defined scoring metrics needs to be discussed prior to scoring to prevent tactical scoring. They include:

- Presentation
- Taste
- Creativity
- Did they deliver the menu?



## KITCHEN SWOP GOLDEN APRON & RECIPE SCROLLS

The **Golden Apron** is also the symbolic prize that each cook is playing for, together with prize money and/or sponsored prizes

### **Ritual:**

Each guest-cook will wear the signature **Kitchen Swop Golden Apron** on their night.

The Celeb Chef will tie the apron at the start of the night and receive it back at the end.

The recipe(s) will be printed on a **recipe scroll** and given to the guest-cook by the celeb chef at the start of each course.

## EPISODE RUNNING ORDER

*Part 1: Meet the cooks (Profiles), host-cook 1 prepares their menu with the celeb chef, intercut with guest cooks reactions to the menu-reveal.*

#	EVENT	SCRIPT / DESCRIPTION	DUR:
1	Pre-title teaser	<p>Highlights montage of the upcoming episode. The VO explains the format intercut with sync &amp; highlights.</p> <p><b>v/o:</b> this week on kitchen swop. 2 home cooks swap kitchens ...and menus, in an attempt to wow each other and celebrity chef Stefan.</p> <p>(VO referencing sync) There will be walking on egg shells . . . and saucy seconds</p> <p>They'll rate each other's courses, in a bid to get a 5-star rating.</p> <p>The prize you ask. The Golden Apron. . .And a thousand Euro to the best cook.</p>	45"
2	Title Sequence	Gfx: Opening title Sequence	15"
3	Location montage	<p>Scene setter. Establish the location for this week's episode. A quick fun fact about the culinary scene in that region.</p> <p><b>v/o:</b> Kitchen Swop is in Konstanz. Humans: 45 000. Sheep: 80 000. That's 2 sheep per person.</p>	15"
4	Meet Host Cook 1 + Profile	Our celebrity chef knocks on the door of the first host-cook Jan. The door opens and an entertaining profile insert follows: Giving us a glimpse into the cook's world and personality outside of their kitchen.	3'00"
5	Chef hands over the Golden Apron.	Celeb Chef briefly gets to know the first host-cook, exchanging anecdotes, after which the host launches into their version of their signature menu.	2'00"

*Part 1: continued . . .*



#	EVENT	SCRIPT / DESCRIPTION	DUR:
6	Menu Gfx	Menu GFX full screen: Starter / Mains / Dessert  <b>v/o:</b> Host Cook Jan preps his menu in the order it will be served. Up first - A classic Thai spring roll.	0'15"
7	Meet Guest Cook + Profile	This segways to the second guest-cook (Max) reading the menu that is handed to them, blurting out their first impressions! This is followed by a profile insert setting up their character.	3'00"
8	Starters Prep / Mains Prep / Dessert Prep	We intercut the host-cooks prep with the guest-cook's commentary; revealing their concerns and giving us an idea how they will be cooking the dish later that day.  Our celebrity chef is not passive in the prep. They give tips and encouragement, and even offer to peel an onion!	12'00" (4'00 per course)
9	Tasting of hosts menu	After each course the Chef does a quick tasting and offers feedback. The host cook is not rated on their menu. Only the guest cooks that night. This gives the celeb chef & the viewer the opportunity to see how the meal should be cooked (or not!), and to compare it against what the guest-cook will prepare later on.	(included in time above)
10	Coming up Montage	Highlights montage of Diner party 1.  <b>v/o:</b> Coming up, cooks swap kitchens. . .and knives are never as sharp as one hopes. Is guest cook Max worthy of the Golden Apron?	0'30"
<b>PART 1 duration:</b>			<b>22'00"</b>

**Part 2: Diner Party 1: Welcome drinks, kitchen orientation, preparation, challenges, tastings & ratings.**



#	EVENT	SCRIPT / DESCRIPTION	DUR:
1	Show Ident: Sting	Gfx: Kitchen Swap Sting	0'05"
2	Recap montage	<b>v/o:</b> Host cook Jan has spent the day showing celebrity Chef Stefan his signature menu. (intercut with highlight sync).  The moment has come for Guest Cook Max to meet his rival, and swap kitchens	15"
3	Meet & Greet. 1 <sup>st</sup> reality moments play out	The guest-cook Max knocks on the door of the host-cook Jan. Nervously the two home cooks greet each other. The table is decorated, and the host serves drinks. The celeb chef lightens the mood and offers support.	1'00"
4	Explore the kitchen	The guest-cook is then given the opportunity to explore the host-cook's kitchen and ask questions, so that they can orientate themselves with the layout.	1'30"
5	Golden Apron Hand-over + Starters Prep part 1	The celeb-chef hands over the Golden Apron to Max, as well as the Starters Recipe Scroll. The celeb and host-cook leave the kitchen & the guest-cook begins with starters. We let the drama play out.  <u>This is intercut with the Chef and Host cooks live commentary from the dining room.</u>	1'00"
6	Challenge 1: Starters	The Celeb Chef will announce the first challenge after 5-minutes. We follow the fall out and watch the guest cook Max do his best.	2'00"
7	Gfx: Starters Food porn (+ hosts version from earlier for comparison)	Gfx: Starters Food Porn (Stylized shots of the completed dish prior to serving) <b><u>- We also show the hosts version of the meal from earlier for comparison's sake.</u></b>  <b>v/o:</b> Starters is done. Thai Spring Rolls ala Max, which means not Thai at all!	10"

## Part 2: Diner Party 1 continued.



#	EVENT	SCRIPT / DESCRIPTION	DUR:
8	Starters Tasting & Critique	Guest Cook Max serves the host and Chef, and they all sit down to eat. Their table conversation & tasting is intercut with diary cam interviews.	1'00"
9	Starters Rating	The Celeb Chef and Host Cook each rate the meal out of 5 stars each Chef: 4 stars (out of 5) Host cook: 2 Stars (out of 5)	20"
10	Gfx: Score Board	Gfx Score Board  <b>v/o:</b> Guest cook Max gets a receives 6 stars for his starters attempt. It's not over yet, with 2 more courses to prep, the night is not over	10"
	MAINS & DESSERT	The Running Order is repeated for Mains and Dessert: - Chef hands over recipe scroll / Prep / Challenge / Tasting / Scoring	+10'00"
11	End of night night cap	3 courses have been cooked and rated. Guest cook Max, together with Chef and Host cook Jan share a final night cap, and the Golden Apron is given back to Chef. The kitchen is a mess, but that's the host job to clean!	30"
12	Gfx Night 1 Score board	At the end of dessert, the final score board is revealed out of 30 stars.  <b>v/o:</b> Guest cook Max has a combined score of 22 stars. Tomorrow, they swop kitchens again. This time it's Jan being rated.	10"
13	Coming up montage	Highlights montage Day 2: The new host cook Max in his kitchen with Chef (The guest now becomes the host)  <b>v/o:</b> Coming up, Max is hosting and whips up his signature 3-course meal for Chef Stefan. Then it's Jan's turn to be rated and prepare the same meal.	00'30"
<b>PART 2 duration:</b>			<b>18'40"</b>

**Part 3:** *It's a new day and the hobby cooks swop places. Host-cook 2 prepares their menu with the celeb chef, intercut with the guest cooks reactions to the menu reveal.*



#	EVENT	SCRIPT / DESCRIPTION	DUR:
1	Show Ident: Sting	Gfx: Kitchen Swap Sting	0'05"
2	Recap montage & Establish new day	<p><b>v/o:</b> Last night Max cooked in Jan's Kitchen, and prepared his first ever Thai meal. Despite cremating the starters, he was rated 22 stars out of a possible 30. Tonight is Jan's turn to wear the Golden Apron, and cook in Max's kitchen.</p> <p>But first, Max shows Chef Stefan what how his menu SHOULD be cooked.</p>	45"
3	Cook 2 is now Host	<p>Celebrity chef knocks on the door of the new host cook (Max). The door opens and we follow the first moments, as well as tour the house and kitchen.</p> <p>They discuss Max's efforts the previous night and talk about his comfort levels now that he is in his own kitchen!</p>	1'30"
4	Menu Gfx	<p>Menu GFX full screen: Starter / Mains / Dessert</p> <p><b>v/o:</b> Host Cook Max prepares his menu in the order it will be served. Up first – (starters name)</p>	0'15"

*Part 3: continued.*



#	EVENT	SCRIPT / DESCRIPTION	DUR:
5	Meet Guest Cook + Profile	This segways to Jan (Guest cook) reading the menu that is handed to him, blurting out their first impressions!	10"
6	Starters Prep / Mains Prep / Dessert Prep	We intercut the host-cooks prep with the guest-cook's commentary; revealing their concerns and giving us an idea how they will be cooking the dish later that day.	12'00" (4'00 per course)
7	Tasting of hosts menu	After each course the Chef does a quick tasting and offers feedback. The host cook is not rated on their menu. Only the guest-cook that night.	(included in time above)
8	Coming up Montage	Highlights montage of Diner party 2.  v/o: Coming up. It's Jan's turn to be rated. Is Max's kitchen what he hoped for? And is the tricky dessert within his cooking expertise?	0'30"
<b>PART 3 duration:</b>			<b>15'15"</b>

*Part 4: Diner Party 2: Welcome, kitchen orientation, preparation, challenges, tastings, ratings & winner reveal.*



#	EVENT	SCRIPT / DESCRIPTION	DUR:
1	Show Ident: Sting	Gfx: Kitchen Swap Sting	0'05"
2	Recap montage	v/o: Host cook Max has spent the day showing celebrity Chef Stefan his signature menu. (intercut with highlight sync).  He scored 22 stars when he swapped kitchens with Jan the previous night. Now it is Jan's turn to wear the Golden Apron, and prove he is a worthy star cook.	15"
3	Meet & Greet. 1 <sup>st</sup> reality moments play out	The guest-cook Jan knocks on the door of the host-cook Max. Nervously the two home cooks greet each other. The table is decorated, and the host serves drinks. The celeb chef lightens the mood and offers support.	1'00"
4	Explore the kitchen	The guest-cook Jan explores the host-cook's kitchen and ask questions.	1'30"
5	Golden Apron Hand-over + Starters Prep part 1	The celeb-chef hands over the Golden Apron to Jan, as well as the Starters Recipe Scroll. The celeb and host-cook leave the kitchen & the guest-cook begins with starters. We let the drama play out.  <u>This is intercut with the Chef and Host cooks live commentary from the dining room.</u>	1'00"

## Part 4: Diner Party 2 continued.



#	EVENT	SCRIPT / DESCRIPTION	DUR:
6	Challenge 1: Starters	The Celeb Chef will announce the first challenge after 5-minutes. We follow the fall out and watch the guest cook Jan do his best.	2'00"
7	Gfx: Starters Food porn	Gfx: Starters Food Porn (Stylized shots of the completed dish prior to serving)  <b><u>- We also show the hosts version of the meal from earlier for comparison's sake.</u></b>  <b>v/o:</b> Starters is done.	10"
8	Starters Tasting & Critique	Guest Cook Jan serves the host and Chef, and they all sit down to eat. Their table conversation & tasting is intercut with diary cam interviews.	1'00"
9	Starters Rating	The Celeb Chef and Host Cook each rate the meal out of 5 stars each  Chef: 3 stars (out of 5) Host cook: 3 Stars (out of 5)	20"

## Part 4: Diner Party 2 continued.



#	EVENT	SCRIPT / DESCRIPTION	DUR:
10	Gfx: Score Board	Gfx Score Board <b>v/o:</b> Jan is rated 6 stars for his starters attempt. He's tie with Max who also scored 6 stars the previous night for his starters. Mains is next.	10"
11	MAINS & DESSERT	The Running Order is repeated for Mains and Dessert: - Chef hands over recipe scroll / Prep / Challenge / Tasting / Scoring	+10'00"
12	End of night night cap	3 courses have been cooked and rated. Guest cook JAN, together with Chef and Host cook MAX share a final night cap. The Golden Apron is handed back to Chef.  It's time to reveal the winner.	30"
13	Gfx Final Score board	<b>v/o:</b> Last night Max scored 22 stars. Guest cook Max currently has 15 stars after mains. He needs 8 more to win the Golden Apron.  (To create jeopardy, the final course's ratings will not be revealed to the viewer until the winner is announced by the celeb chef)	10"

## Part 4: Diner Party 2 winner reveal.



#	EVENT	SCRIPT / DESCRIPTION	DUR:
14	Winner reveal + Golden Apron handover.	<p><b>Winner reveal:</b> The winner announcement will be done standing in a neutral area of the host's house. The celeb chef will build tension with a short, scripted recap of each of the cook's strengths and failures on their night. (In edit we can overlay this, and shorten with v/o)</p> <p><u>Chef:</u>            Max, you cooked Jan's version of Thai spring rolls . . .            Jan, tonight you impressed us with your interpretation of surf and turf. .            And the winner is . . . (announce)</p> <p>The winner will be handed their very own Kitchen Swop Golden Apron as well as a few gold star pins.</p>	1'30"
15	Dessert Ratings revealed + Interviews	We reveal the final scores from Dessert, and intercut this with the cooks emotions, both in actuality as the winner is given the Golden Apron, and diary cam interviews	45"
16	Credits and next week	Credit Roll and Highlights of next week + v/o	30"
17	End Boards	END BOARDS	10"
			<b>PART 4 duration: 31'25"</b>
			<b>TOTAL Duration 86'00"</b>



KITCHEN  
SWOP

## EDITORIAL CONSIDERATIONS

### Casting Criteria:

The contributor cooks cannot be beginner home cooks.

Unlike some amateur reality cooking shows where cooking is secondary to personality, the success of **Kitchen Swap** relies on cooks having more than a base knowledge of cooking.

Cooks of similar abilities should be cast per episode. There will be no jeopardy if one cook is clearly more advanced than the other.

Apart from the stress of cooking for the camera, cooks will have to contend with an unfamiliar kitchen and curveball challenges.



KITCHEN  
SWOP

## EDITORIAL CONSIDERATIONS

### Casting Criteria:

During the casting phase, the suitability of the home cook needs to be tested with a home visit. At least one course should be cooked under time constraints, together with throwing them several challenges.

Shortlisted candidates need to submit their 3-course menus with detailed recipes to production during casting / call-to-entry. We need to have as many diverse and interesting original recipes as possible.

It is worth considering theming episodes, and pairing cooks with similar menus. Conversely, pairing a meat eater with a vegan could also add an interesting variable.



KITCHEN  
SWOP

## EDITORIAL CONSIDERATIONS

### Seating Arrangement

The serving and tasting of each course will be done at the dining room table with the guest cook on the left, the host-cook to the right, and the celeb chef at the head. Visually having the protagonist's eye-line looking right, and the antagonist left, is a good confrontational visual aesthetic.

We may struggle with slightly profile shots, but content will be king.

The guest cook will get to make as many excuses as they want, and the host-cook can choose to be as critical or complimentary as they want. An element of strategy exists with whoever hosts first.

Diary-cam interviews will be intercut the table tastings, offering us the real truth. It is always humorous when the contributor contradicts themselves between actuality and their interview!

The celeb chef doesn't need to play a strategic game and can steer the content for entertainment value. The tone is always friendly and uplifting, with failures being joked about. Criticism is limited to tips on how to improve.



KITCHEN  
SWOP

## EDITORIAL CONSIDERATIONS

### Curation of menu & time management

Time management is an important part of the success of the show. We can't have 3-hour pot roasts or 4-hour bakes.

The contributor cook's menus and recipes need to fit certain requirements in order to be TV-friendly. We have a lot to film on a day, and we can't spend hours waiting for dishes to cook.

#### Menu criteria:

- A course needs to be able to be prepared and cooked in less than 1-hour.
- If there is an interesting recipe that requires some elements to be pre-made, this should be accommodated (also needs to be given to the guest-cook as an ingredient)
- Mis-en-place needs is done off-camera: Factor in preparation time during the day when the host-cook prepares their menu with the celeb chef, as well as on the night when the guest cooks.

# ALTERNATIVE WORKING-TITLES & DESIGNS



**MENU SWOP**  
COOK IN MY KITCHEN



**RECIPE SWOP**  
COOK IN MY KITCHEN



**KITCHEN SWOP**



**MENU SWOP**  
COOK IN MY KITCHEN



**KITCHEN SWOP**



**RECIPE SWOP**



**RECIPE SWOP**  
COOK IN MY KITCHEN

**RECIPE**  **SWOP**

COOK IN MY KITCHEN

## ABOUT STEVEN WARRINER:

STEVEN  WARRINER

STEVENWARRINER.COM

### CREDITS:

- **COME DINE WITH ME SOUTH AFRICA** (SERIES DIRECTOR S6 / PD S2-5)
- **FIRST DATES SOUTH AFRICA** (SERIES DIRECTOR S1)
- **SURVIVOR SOUTH AFRICA** (SERIES LOCATION HEAD OF CONTENT S8)
- **THE GREAT SA BAKE OFF** (SERIES SHOOTING DIRECTOR S1)
- **DRAGONS' DEN** (SERIES HOD CONTENT / EDIT DIRECTOR S1)
- **VODACOM THUMB WARS** (SERIES DIRECTOR / FORMAT DEVELOPER)
- **TROPIKA ISLAND OF TREASURE** (SERIES DIRECTOR & FORMAT DEVELOPER S2+3)
- **STUMBO STOMP DANCE SHOW** (SERIES DIRECTOR & FORMAT DEVELOPER S1-5)

### AWARDS:

- **SAFTA GOLDEN HORN: BEST EDITOR** — MTV: ROAD TO THE MAMAS  
MTV AFRICA MUSIC AWARDS 2009

